




# Welcome to St Chad's CofE Nursery and Infant School





# School Information



We are an 'excellent' graded Church of England School and a proud member of the Derbyshire Diocesan Academy Trust (DDAT).

Ms. Leach is our school's Headteacher. She is also a mummy herself. 😊



We are very proud of the strong links that we have with our local parish at St Augustine's Church. Reverend Andy Ward is our school's Chair of Governors.



# School Vision




Our school vision takes inspiration from and is deeply rooted in the *Greatest Commandment.*


*"Love God with all your heart and with all your soul and with all your mind and love your neighbour as yourself".*



# School Values



We welcome and value  
all faiths and cultures  
within our diverse  
school community.



Our school's core  
values are **love**,  
**friendship**,  
**compassion** and  
**respect**.



# Our 'LOVE Promise'



We seek to be positive role models to our children, guiding them with our 'LOVE Promise'

We:

**L**ook after our school and each other.

**O**nly ever do our best.

**V**alue everyone and remember our manners.

**E**njoy our learning!



# School Information

When finishing their St Chad's adventures at the end of Year 2, the majority of our children transition to our 'big sister' school – Hardwick Primary.

Hardwick Primary is also a member of our DDAT school family.

We work very closely together with Hardwick.






# The School Day



School gates open at  
**8:45am**. Lessons  
begin at **9:00am**.



We have two pick-up  
times at the end :

- Bears and Crocodiles: 3.05pm
- Flamingos and Elephants: 3:15pm





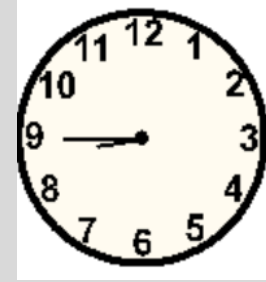
Our main school gate is located on **Gordon Road**. When bringing your child to school, please follow the pavement markings along Gordon Road and form a line.

Please say good-bye to your child at the front of the line, before the school gate. A staff member will be there to greet your child. Parents are not permitted to enter through the main gate.



Once through our main school gate, your child will be greeted by more staff and navigated into the building.





If you arrive after 9am, you are late. Please sign in at the office.



If you arrive after 3:15pm, you are late. Your child will be waiting in the office.

Punctuality is monitored by our school's Attendance Officer.



Safeguarding is of paramount importance to us. When completing your induction paperwork, you must inform us of the name(s) of the adult(s) collecting your child. Individuals must be aged 18 or over to collect from school.




If you need to make alternative arrangements for picking up your child, you must telephone school.

We will not dismiss your child to anybody that we do not have details for on our school system.



# Attendance Matters: *Every day counts*



100% — 96%

## **Very good**

Best chances of achieving well.

*No cause for concern.*

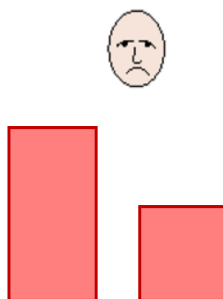


95% — 91%

## **Worrying**

Makes it harder for your child to progress.

*Attendance will be monitored. Letter and parent meeting required.*



90% — 85%

## **Serious concern**

Your child will find it difficult to progress.

*At risk of legal intervention and fines. Home visit required.*

Regular school attendance is vital for children to do well.

Your child must attend school regularly and on time.



# Attendance Matters:

## *Every day counts*

95-94%	Letter of concern issued to parents/carers Class teacher made aware of attendance cause for concern Class teacher to monitor attendance closely
93-90%	Letter of concern issued to parents/carers Head of School made aware of attendance cause for concern Head of School to monitor attendance closely and parent meeting considered
Below 90%	Letter of concern issued to parents/carers Meeting held with Head of School and parents/carers School to make referral to Educational Welfare Officer (EWO) Home visit considered

Attendance and  
punctuality are  
monitored closely  
by our school's  
Attendance  
Officer.



Our school  
attendance  
target is 96%.






# Attendance Matters: Every day counts

10 Tips to help you and your child make going to school easier:

	1		Help get your child's book bag ready the <u>night before</u> .
	2		Make sure your child's uniform is ready the <u>night before</u> .
	3		Get them to bed on time so they have a good night's sleep.
	4		Set the alarm clock early enough to allow plenty of time to get ready.
	5		Make sure your child has a healthy breakfast.
	6		Check that your child has everything before you leave the house: <i>coat, book bag, PE kit...</i>
	7		Leave plenty of time to get to school: punctuality is important.
	8		If your child is finding their school work too hard speak to their teacher.
	9		Talk to your child about what they did in school today.
	10		If you or your child are worried or unhappy about something, contact the school.



# Sickness and Absence



If your child is  
poorly, you must  
call the office  
before 9:30am.



01332  
345997







# Absence



Holidays are not allowed during term time.

A Leave of Absence form must be completed for time off due to 'exceptional circumstances'.

**APPLICATION FOR LEAVE OF ABSENCE**

**Important Information For Parents/Carers**

Please refer to the School Attendance Policy when requesting Leave of Absence - Head teachers are no longer able to grant leave of absence unless there are explicit exceptional circumstances.

I wish to apply for leave of absence from school to be granted to:

Name of child: \_\_\_\_\_ Class/Form Group: \_\_\_\_\_

Dates of proposed absence: From \_\_\_\_\_ To \_\_\_\_\_

Reason for Proposed Exceptional Circumstances: \_\_\_\_\_

Total days requested: \_\_\_\_\_

Parent(s) full Name(s): \_\_\_\_\_ Date of Birth: \_\_\_\_\_

Address: \_\_\_\_\_

Signature of Parent/Carer: \_\_\_\_\_

Signature of Parent/Carer: \_\_\_\_\_

Consequences for parents taking children on Leave of Absence during term time which are not authorised by the school MAY result in a Penalty Notice of £100 per parent per child being issued by the Local Authority

**For School Use Only**

Attendance %: \_\_\_\_\_

Interview Offered to Parent/Carer? Yes/No \_\_\_\_\_ Date: \_\_\_\_\_

Authorised? Yes/No \_\_\_\_\_ Head Teacher: \_\_\_\_\_ Date: \_\_\_\_\_

Parent authorised by letter? Yes/No \_\_\_\_\_ Date: \_\_\_\_\_



# Medicines

Please inform the office about any medical condition related to your child.

If your child is asthmatic, we need an in-date inhaler in school.

We administer first aid but we can't give any medicine without your permission.








# Safeguarding

Safeguarding is of paramount importance to us as a school.

Ms. Leach is our school's designated safeguarding lead.

Mrs Suddery and Miss Gilsenan are also our school's deputy safeguarding leads.

Designated Safeguarding Lead and Headteacher	Deputy Safeguarding Lead	Deputy Safeguarding Lead
Ms. K Leach 	Mrs S Suddery 	Miss K Gilsenan 

If you have any concerns or worries about your child (no matter how big or small) please speak with us.





# School Uniform

Your child must wear the correct school uniform to school every day.



*Summer options:*



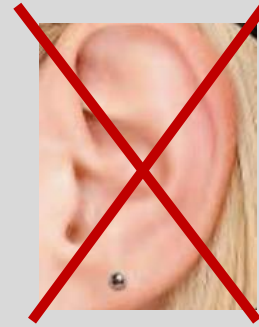
*Winter options:*





# PE Kit

Your child must wear their PE kit to school on their allocated PE day. This will be shared with you via Class Dojo.



You must remove your child's earrings on their allocated PE day and keep the earrings at home.



*Summer options:*







# Purchasing School Uniform

School uniform items can be easily purchased from local shops or supermarkets.



Sainsbury's



PRIMARK®

If you would like your child to have uniform items with our school logo on, these can be purchased from **Uniform Direct**.

**uniform direct**

St Chad's  
CofE Nursery and Infant School

**LOOK SMART, FEEL PROUD**

54 Babington Lane, Derby, DE1 1SX  
01332 342569  
www.uniform-direct.com



All children must have a St Chad's Book Bag. Bags can only be purchased from Uniform Direct *(located in town).*





# School Uniform: Shoes



School shoes must be plain black and flat.

Please purchase shoes with Velcro.

Please avoid shoes with shoe laces unless your child can independently use them.

Please ensure that shoes fit your child's feet well to avoid accidents.



Trainers, high heels or sandals are not permitted.



You may wish to send your child in wearing flat black ankle boots in the winter. Knee high boots are not permitted.



# School Uniform: Jewellery



Hoops or  
dangly  
earrings are  
not permitted  
in school.

One pair of plain  
studded earrings can  
be worn in school.  
Earrings must be  
removed at home on  
your child's allocated  
PE day.



If you are making  
plans to have your  
child's ears pierced,  
please book their  
appointment over  
the summer  
holidays. This will  
allow time for ears  
to heal and won't  
impact PE!



# School Uniform: Hair Accessories



Large and  
colourful  
bows are not  
permitted.



If your child  
has long hair,  
please tie it up  
with a bobble.

Please keep hair  
accessories to a  
minimum.  
Simple red hair  
accessories are  
permitted e.g. plain  
red hairband.



# Labelling School Uniform

Please ensure that your child's name is written on every item of school uniform. Don't forget bags, coats and shoes!



You might want to add a small keyring to your child's bag to help them spot that it is their bag.







Here are some examples of items of clothing that are not permitted to be worn in school (including for PE)





# Lunchtimes

Every child is provided with a **free** school dinner.

Your child can choose from 2 options:

- Meat
- Vegetarian



*Our  
lunchtime  
staff support  
our children  
over  
lunchtimes.*









Children have 60 minutes for their lunchtimes. This includes eating time and playtime.

We have two lunchtime servings in school:

- Bears and Crocodiles:  
11:50am-12:50pm
- Flamingos and Elephants:  
12pm-1pm



*Our dinner menus are shared via Class Dojo and on our website. Please have a look through them with your child to help them make their final choice.*

St Chads C of E Infant School

**Osmandos**  
New Export Summer Term Menu

	Week 1 1st July 2024	Tuesday 2nd July 2024	Wednesday 3rd July 2024	Thursday 4th July 2024	Friday 5th July 2024
Option 1: Meat Choice	<b>Meat in the Hat</b> Sausage in a Yorkshire pudding Green beans Roast potatoes Onion Gravy	<b>Beef and Vegetable Pie</b> Beef and vegetable topped with sticky pastry Carrots Cauliflower New Potatoes	<b>Pasta Bolognaise</b> Bolognese Pasta Garlic Bread	<b>Roast Lamb &amp; stuffing</b> Served with Roast & Mash potatoes Seasonal Cabbage & Mixed Vegetables	<b>Funny Fish &amp; Chip Fridays</b> Oven Baked Chip Battered Fish with Lemon Garnish Served with Chunky Chips Mixed Sweetcorn & Peas Tomato Sauce
Option 2: Vegetarian Choice	<b>Vegetarian Toad in the Hole</b> Onion Rings Dish of Mashed Potatoes Onion Gravy	<b>Leek and Potato Bake</b> Carrots Cauliflower Mashed Potatoes New Potatoes	<b>Vegetarian Arakula</b> (Rich Tomato Sauce) Tagliatelle Go to Bread Bread Pasta	<b>Quorn Fillets</b> Roast & Mashed Potatoes Seasonal Cabbage & Mixed Vegetables	<b>Tomato &amp; Basil pasta bake</b> Pasta shells in a tomato & basil sauce Served with Chunky Chips Mixed Sweetcorn & Peas
Option 3: Sub Bar	<b>Roast Fish &amp; Potatoes</b> Creamy Dressing Mashed Potatoes	<b>Spaghetti Bolognese</b> Turkey & Cheddar or Mozzarella	<b>Spaghetti &amp; Wings</b> Chicken Tikka or Curry	<b>Fish Roll/Cheese</b> Egg Mayo/Mashed or Roast Beef	<b>Shuffle/Potatoes</b> Cooked Ham or Corned Beef
Added Extras	Unlimited Fresh Wholemeal & White Bread, homemade when possible and Self-Serve Salad Bar with a variety of salad items will always be available daily to all for all options - Vegetables and Meat will be fresh and local where possible and when in season	Unlimited Fresh Wholemeal & White Bread, homemade when possible and Self-Serve Salad Bar with a variety of salad items will always be available daily to all for all options - Vegetables and Meat will be fresh and local where possible and when in season	Unlimited Fresh Wholemeal & White Bread, homemade when possible and Self-Serve Salad Bar with a variety of salad items will always be available daily to all for all options - Vegetables and Meat will be fresh and local where possible and when in season	Unlimited Fresh Wholemeal & White Bread, homemade when possible and Self-Serve Salad Bar with a variety of salad items will always be available daily to all for all options - Vegetables and Meat will be fresh and local where possible and when in season	Unlimited Fresh Wholemeal & White Bread, homemade when possible and Self-Serve Salad Bar with a variety of salad items will always be available daily to all for all options - Vegetables and Meat will be fresh and local where possible and when in season
Desserts of the Day (Free Choice)	Julie and Toffee Springs and Caramel or Jelly Pie	Tiramisu with Raspberry and Meringue or Fruit Liqueur	Chocolate Cheesecake or Caramel Sauce or Meringue	Strawberry Jelly or Meringue	Strawberry Jelly or Meringue
Alternatives	Fresh Fruit will be available daily alternating from Whole, Fruit Platter or Fruit Salad A Selection of Fresh yoghurts will also be available daily, plus Milk, Water or Squash	Fresh Fruit will be available daily alternating from Whole, Fruit Platter or Fruit Salad A Selection of Fresh yoghurts will also be available daily, plus Milk, Water or Squash	Fresh Fruit will be available daily alternating from Whole, Fruit Platter or Fruit Salad A Selection of Fresh yoghurts will also be available daily, plus Milk, Water or Squash	Fresh Fruit will be available daily alternating from Whole, Fruit Platter or Fruit Salad A Selection of Fresh yoghurts will also be available daily, plus Milk, Water or Squash	Fresh Fruit will be available daily alternating from Whole, Fruit Platter or Fruit Salad A Selection of Fresh yoghurts will also be available daily, plus Milk, Water or Squash

Note: Special Diets can be catered for and full Allergen information is available on request. Please See Chef James our Catering Manager for more information.

**Osmandos**



You have two options for lunch:

1-Your child stays at school and eats a school dinner;

2-Your child stays at school and eats a packed lunch from home.

1



2





We prefer that all of  
our children have a  
school dinner.

They are free,  
nutritious and  
delicious.

They also develop  
social and  
independent skills.





Your child needs to be able to:

- ✓ feed themselves
- ✓ cut their own food by themselves
- ✓ use a knife, fork and spoon by themselves




*We reward good table manners and children trying new foods.*





# Behaviour

We encourage our children to show 'Golden Behaviour' and support our 'LOVE Promise'. Children receive Class Dojos for good work and good behaviour.





# Behaviour

We strive to create a friendly, peaceful and family atmosphere through our mantra:

*calm, still and quiet.*



We celebrate good behaviour with 'Golden Book' every Friday. We also have special 'LOVE Awards'.






At the end of every half term, we crown a King and Queen from each class.

The children take part in a special ceremony.

Parents are invited into school to celebrate with their child





Children receive 'yellow or red' cards for poor behaviour.

We use reflection time and children are supported to re-engage with our school's Love Promise



*We value strong home-school partnerships. If your child is struggling with any aspect of their behaviour then we will invite you in for a supportive meeting.*





# Collective Worship

As we are a Church of England School, collective worship is an integral part of our school day where we come together as a school family.







# Collective Worship

During collective worship, children learn about different Christian values.



*Children experience music, stories, drama, stillness, meditation, singing, prayer and lots more.*



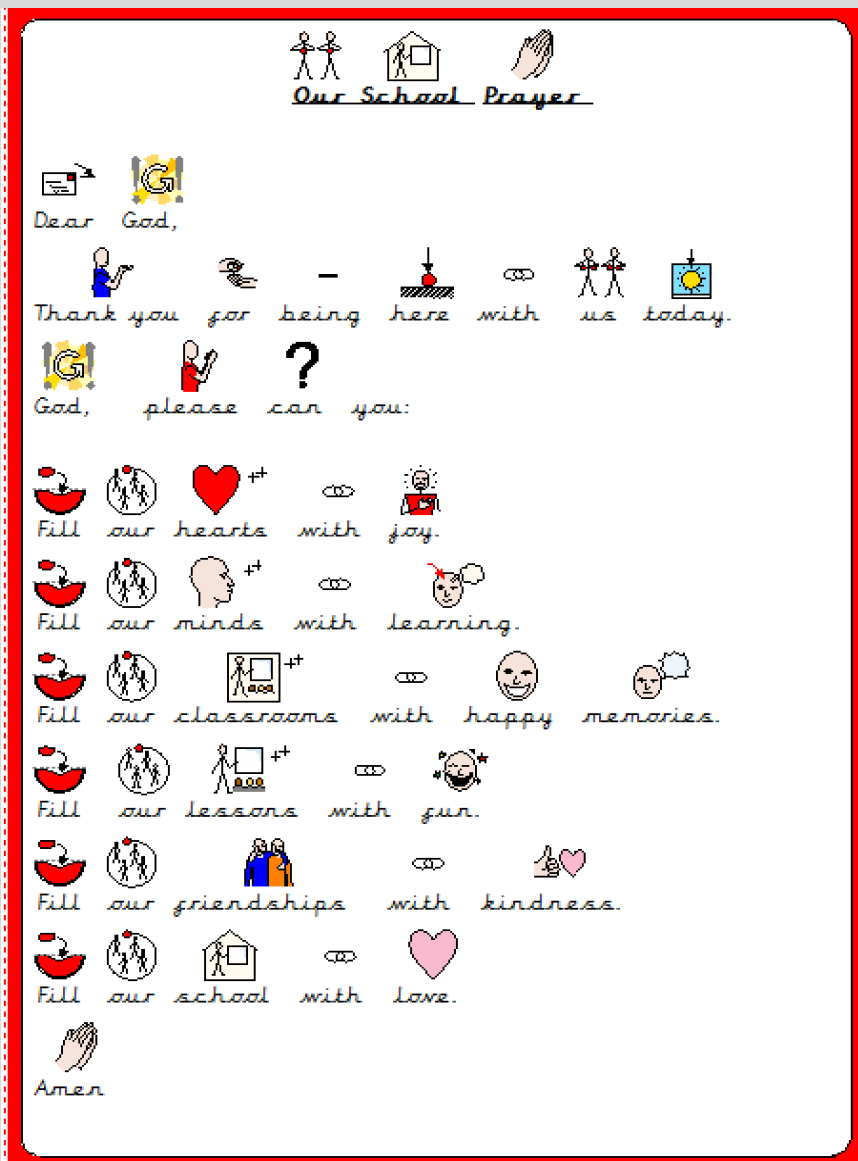
Reverend Andy  
regularly visits  
school to lead on  
our Collective  
Worships.  
Throughout the  
year children also  
have the  
opportunity to  
visit St Augustine's  
Church.







# School Prayer





We have our own school prayer to support our LOVE Promise and the Christian values of the school.


*We value and support all faiths and religion. Prayer is always invitational and children are reminded every day that their own beliefs are values.*



# Home-School Partnership

We value strong home-school partnerships. We take advantage of our small workforce: time is spent getting to know families from their very first day in school.

 SCHOOL AGREEMENT:	 PARENT AGREEMENT:
<p>As a school, we will:</p> <ul style="list-style-type: none"><li>• Provide your child with a safe, happy and stimulating environment underpinned by the Christian faith</li><li>• Know and treat your child as an individual</li><li>• Encourage your child to adopt a healthy lifestyle</li><li>• Encourage respect for all faiths and cultures within a Christian ethos</li><li>• Deliver a balanced, stimulating and carefully planned curriculum which meets with the needs of your child and the requirements of the Early Years Curriculum</li><li>• Promote high standards of work and implement our 'Golden Behaviour' policy in a fair and consistent manner</li><li>• Contact you as soon as possible if we have worries about your child's work or behaviour</li><li>• Contact you if we are concerned about your child's attendance or punctuality</li><li>• Keep you fully informed about your child's progress</li><li>• Welcome you into the life of the school and keep you informed on the work that is planned for your child</li><li>• Provide a range of in school and after school activities designed to enrich your child's experience</li><li>• Encourage your child to follow the school's 'LOVE Promise'</li></ul> <p>Signed: <u>Ms. K. Leach</u> Head of School</p>	<p>As a parent/carer, I will:</p> <ul style="list-style-type: none"><li>• Ensure my child arrives in school on time</li><li>• Ensure my child is collected promptly at the end of the day</li><li>• Ensure my child attends regularly and inform the school of any absence</li><li>• Ensure my child wears the correct school uniform</li><li>• Support the school's 'Golden Behaviour' policy</li><li>• Encourage my child to follow the school's 'LOVE Promise'</li><li>• Attend parent's evenings and any other meetings requested by the school</li><li>• Ensure my child reads three times a week and provide opportunities for them to complete their homework</li><li>• Read all communications sent out by school to keep up to date with information</li><li>• Support the school by encouraging my child to develop a positive attitude towards our diverse and multi-cultural community</li><li>• Conduct myself appropriately at all times whilst on the school premises and communicate appropriately with all members of the school community</li><li>• Let the school know of any concerns or worries that may be affecting my child's learning or behaviour</li></ul> <p>Signed: _____ Date: _____</p>



*We ask all of our families to read, sign and support our Home-School Agreement.*



# Parent Workshops

Throughout the year, we run lots of parent workshops and “Stay and Learn” sessions.

We have different classes for parents: ESOL English, art and craft, cooking... The list is endless. 😊





# Home-School Communication

Our main method of communication is through **Class Dojo**. Please ensure you download the app on your mobile phone. We post messages daily so regularly 'check-in'.



We run three formal parent's evenings during the year.

We regularly send out letters and half-termly newsletters.



Our school website is updated on a daily basis.





*Please tell the office if you have a new mobile number.*








# Home Learning

We set half-termly home learning for all children via Class Dojo. We expect all children to complete and submit one home learning activity via Class Dojo every week.



### Home Learning (Summer Term 2)

Please choose and complete **one activity each week**. You can complete the activities in any order. Please check the activity section on Class Dojo- and, post your completed home learning there!

<p><b>Kassim and the Dragon</b> Can you retell this warning tale?</p>  <p>Press record- and, retell this story. Remember to use the actions- and, add some scary sound effects to the story!</p>	<p><b>Amazing Art in the Garden</b> Can I make a sculpture- using, natural materials from my garden or the park?</p> 	<p><b>Marvellous Mathematics</b> Can I measure- using, my ruler? How tall is your Love Bear?</p> <p>Find five items <i>taller</i> than your Love Bear- and, five items <i>shorter</i> than your Love Bear.</p> <p>You can borrow a ruler from the classroom.</p> 
<p><b>Joy in Me</b> Please complete Ms Leach's special home learning activities- and, post your work in the activity section on the Class Dojo.</p> 	<p><b>We Love to Read!</b> Can I read three times each week? <i>Please read three times every week!</i> Ask an adult to sign your reading record every time you read at home.</p> <p>We would love to hear you read a favourite picture book to your Love Bear.</p> <p>Press record- and, enjoy reading aloud with confidence!</p>	<p><b>Joy</b> This term, the Love Bears have brought much joy to the children- and, we have enjoyed sharing your adventures!</p> <p>What do you enjoy doing with your Love Bear?</p> <p>Send a photograph to show the joy your Love Bear has brought to you and your family.</p> 

We encourage home learning to be captured and submitted via Class Dojo as a video or photograph. Children have regular opportunities to talk about and share their home learning in school.



We monitor Class Dojo weekly for the completion of home learning. If you are struggling with any aspect of your child's home learning then let us know.





# Love Bears

When they start at school, every child is given their very own Love Bear to look after and care for.

The Love Bears help our children with their home learning adventures.



Please ensure that your child's Love Bear is well looked after. Include them in your home life as much as possible e.g. eating dinner, reading a story together....



# Home Reading

Reading at home is VERY important.

All children will need a St Chad's Book Bag and will be given a school reading book. **Please bring these to school every day.**

Children need to be reading AND having books read to them regularly.



Read in your home language and English, if you can.  
Talk about the pictures and have lots of fun!



Your child needs to be reading three times a week at home. Each week we will ask you to share a video of your child's reading at home via Class Dojo.



Please do not just read the book to your child: encourage him/her to read it to you.







We have made lots of resources to help you support your child's reading at home.



Below are some questions that you can ask your child when hearing them read or when reading to them that will help to support and develop their comprehension skills.





**Please note that you do not need to ask every question during every reading session.**

A 'little and often' approach will help to develop your child's reading.

You might want to:

- Ask some questions before reading.
- Stop and ask some questions during reading.
- Ask some questions at the end of reading.

Predicting	Clever Clogs Clara
	<ul style="list-style-type: none"> <li>• What might happen next in the story?</li> <li>• Can you predict how will the story end?</li> <li>• Why do you think this will happen?</li> <li>• Were your predictions correct?</li> </ul>
Visualising	Daydreamer Deidre
	<ul style="list-style-type: none"> <li>• What are the pictures you have in your head as you read the story?</li> <li>• As you read, what are you wondering about?</li> <li>• Can you describe the pictures in your head?</li> <li>• How do they help you understand the story?</li> </ul>


Questioning	Nosey Nora
	<ul style="list-style-type: none"> <li>• How does this story make you feel- why?</li> <li>• What would you like to learn more about in this book?</li> <li>• What would you have done if you were the character?</li> </ul>
Making connections	Twins, Raj and Roop
	<ul style="list-style-type: none"> <li>• Does this story remind you of something else you have read?</li> <li>• Has something like this ever happened to you?</li> <li>• Does this remind you of something you have heard/ seen at school- or, at home?</li> </ul>
Clarifying	Forgetful Fred
	<ul style="list-style-type: none"> <li>• Does this sound right- and, make good sense to you?</li> <li>• Do you need to read this again- and, check your understanding of what you have read?</li> <li>• What did you do to help you understand what you have read?</li> <li>• What does this word mean?</li> </ul>
Summarising	Chatterbox Chan
	<ul style="list-style-type: none"> <li>• Can you retell the story in your own words?</li> <li>• What order did events happen in?</li> <li>• What are the most important events/ important information in the book?</li> <li>• Who are the main characters in the story?</li> </ul>



## Home Reading Support The St Chad's 'Super 6'

At St Chad's, reading is a shared priority and responsibility between home and school. Sometimes a child can be an excellent reader but not necessarily understand everything they have read.

To help support and develop our children's reading comprehensions skills, we have developed our own set of 'St Chad's Super 6' characters.



Inside this booklet you will find some 'top tips' on how the Super 6 characters can be used when reading with **and** to your child.

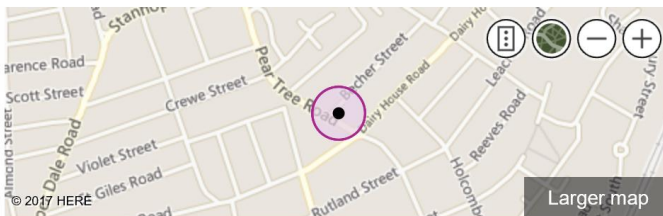

If you need any help with supporting your child's reading at home, please speak with your child's class teacher.

Please let us know if you are struggling to support any aspect of your child's reading.





# How often are you reading with your child?



Pear Tree Library

[Directions](#)

[Website](#)

Address: Pear Tree Road, Derby DE23 8NQ

Phone: 01332 715260

Try to provide your child with books at home.

Please don't buy lots of expensive books. Instead, visit the library!





# 'Off by Heart' Words

To support with their phonics, reading and spelling, we set a weekly word list for children to practise reading and spelling 'off by heart'.

## *My 'Off by Heart' Words*

Dear Parent/Carer

Here are your child's weekly home learning words. Please support your child **in learning to read and spell these words 'off by heart'**. Practising these words throughout the week will really help your child (we advocate a 'little and often' approach). Please encourage your child to use the smiley faces to self-assess their learning and to celebrate their progress.

	Can you <i>read</i> me?	Can you <i>spell</i> me?
damp		
pink		
trap		
flip		
said		
How are you feeling about your learning?		



We encourage you to capture and submit videos or photos of your child practising their word list at home via Class Dojo.



# Talking with your child

We welcome children and families that do not speak English as a first language.

It is very important that your child is secure and confident in their home language.



- ✓ Family
- ✓ Themselves
- ✓ Feelings
- ✓ Animals
- ✓ Shapes
- ✓ Colours....





We want all of our children to be confident and able talkers.

It is important that children have good listening and understanding skills.



Monitor how much time your child spends on tablets.





Talk to us if you are worried about your child's language development.



## SPEECH, LANGUAGE and COMMUNICATION DEVELOPMENT from 0 - 5 years



Produced by I CAN, The Children's Communication Charity

6 months	1 year	18 months	2 years	3 years	4 years	5 years
Baby watches parent / carer's face when they talk close up	They are using simple words anytime now	Toddlers now start to join words together, "teddy gone"	Children now understand longer sentences, "Your shoes are upstairs"	Children still find some word sounds difficult i.e. 'r,w,l,y,f,th,s,sh,ch,j'	People who haven't met the child before will be able to understand their words	Children can now easily turn their attention to you, even if they are playing
Baby likes playing with sounds. Noises like "bababa" can be heard	New words that are used will not sound like adult words yet	They can find things that you ask for – pictures in books or toys in the room	Children start to use lots of single words (up to 200), building short, 2 to 4 word sentences	Sentences used get more complicated, eg. "I'm going to Nana's and getting a new toy car"	Children are asking lots of questions, especially "Why?" questions	They will understand longer and more complicated sentences, eg. "Find the orange and black pens"
Baby starts to understand words that are used frequently, eg. "Bye bye" and "milk"	They can do what is asked when very simple sentences are used, "Give it to mummy"	They are developing a larger vocabulary of 50 to 100 words	Children use and understand new words every day	Children may stumble over their words and sentences. This is expected at this age	They can talk about things they have done and will do	Most adult word sounds are now used

**Tips for parents and carers: Talk to your child using the language you would naturally use at home and...**

Talk to Baby when doing things together - changing nappies, feeding or taking them out.	Help Baby to listen by turning off the TV when you talk and play with them.	When toddlers talk, help them by reflecting back. Them: "Cat." You: "Yes, the cat's sleeping"	Help to develop word sounds by repeating your child's words back. Them: "Dod." You: "Yes, it's a dog"	Give your child plenty of time to speak. Don't draw their attention to any difficulties they seem to have	Comment on what your child is doing rather than asking them lots of questions	Give children plenty of time to communicate with you. Speech and language go on developing all through life.
---	---	---	---	---	---	--



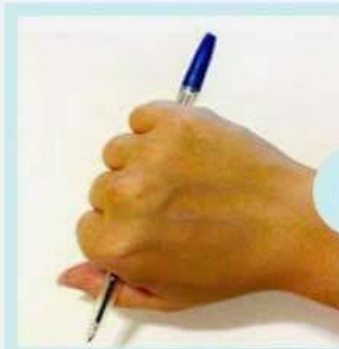
# Writing

Your child needs strong hands!  
Have paper, pens and pencils at home for them to play with.




**FISTED GRIP**  
1-2 years old

Children often hold their writing tool like a dagger, scribbling using their whole arm.



OR



**DIGITAL PRONATE GRIP**  
2-3 years old

All fingers are holding the writing tool but the wrist is turned so that the palm is facing down towards the page. Movement now comes mostly from the elbow. Children should start being able to copy a horizontal, vertical and circular line.



**4 FINGER GRIP**  
3-4 years old

4 fingers are held on the writing tool. Movement is mostly from the wrist and the hand and fingers move as one.



**STATIC TRIPOD GRIP**  
4-6 years old

This is a 3 finger grasp, where the thumb, index finger and middle finger work as one unit.



**DYNAMIC TRIPOD GRIP**  
By 6 or 7 years old

Using only 3 fingers to hold the writing tool. This is the ideal grip to help move the pencil efficiently, accurately.

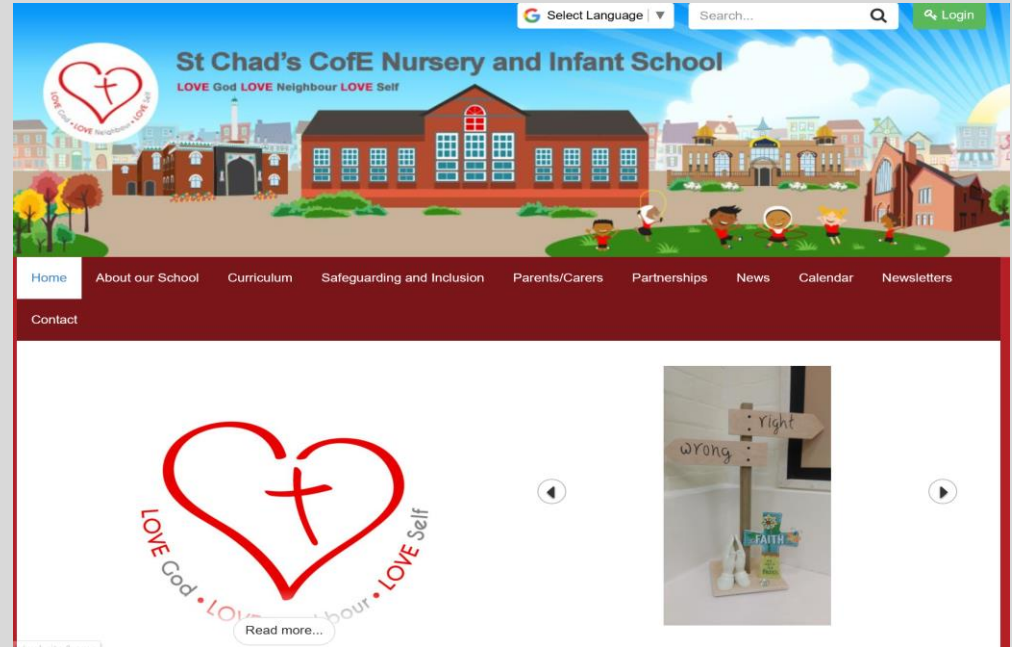




# Staying Up-to-Date

Class Dojo is the best way of staying connected with what is happening in school. We post daily so checking in 'little and often' works best.

You can easily download the app on your mobile phone.



Our website is full of lots of useful information and resources.

Our calendar is regularly updated with key events.

