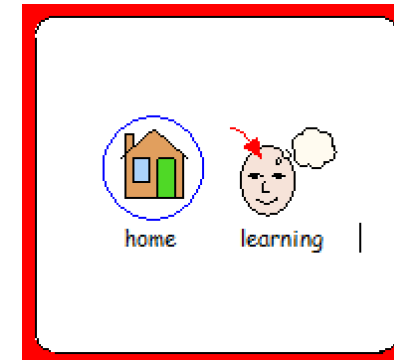




Nursery

# Let's Play Parent Booklet



Play is an important part of a child's early development. Playing helps young children's brains to develop and for their language and communication skills to mature. They teach young children about communication, develop their motor skills and help with problem-solving.

This booklet will guide you through lots of play based activities to support your child's learning and to help develop their:

- personal, social and emotional development
- communication and language development
- physical development

Please work through the booklet with your child (a 'little and often approach' will help your child lots). Frequent but informal practising during the day e.g. during playing, when getting your child ready for bed, will make such a difference to your child's learning.



Try this

Follow the instructions on this sheet to make your own playdough  
– no cooking or hot water required!

## No-Cook Playdough

### Ingredients

2 cups plain flour  
1 cup salt  
1 tbsp oil  
1 cup cold water  
2 drops liquid food  
colouring  
– any colour of  
your choosing

### Method

1. Mix the flour and salt together in a large mixing bowl.
2. Add the cold water, oil and drops of food colouring and mix together.
3. When your ingredients are well mixed, take them out of your bowl and place your dough onto a flat surface, such as greaseproof paper.
4. Knead vigorously for a few minutes, until your dough feels like playdough and all of the stickiness has gone.

### What is kneading?

This is when you press, massage, squeeze and fold your dough.

If your dough is too wet, add a little extra flour and carry on kneading.

If your dough is too dry and crumbly, add an extra drop of cold water and carry on kneading.

Make sure you add any extra ingredients a little bit at a time.



Try this

## Play with pasta!

Thread onto string

Play with different varieties of pasta with kitchen pots and pans

Count the pasta pieces



1 2 3 4 5



Try this

## Sing nursery rhymes together



Miss Polly had a dolly

Wind the bobbin up




Wheels on the bus

Twinkle, twinkle




Try this

## Sing number rhymes together




1, 2, 3, 4, 5 once a caught a fish

5 little monkeys jumping on the bed



5 little men in a flying saucer



5 little ducks







Try this

## Getting messy!



Paint your family

Print hands




Try this

## Let's get crafting



Stick, cut and glue to make something new





Try this

## Number and Shape



Remember to speak in **English** and in **Home Language**



Try this

## Making Marks



**amazon**




**wilko**






Try this

## Read together



*We're Going on a Bear Hunt*  
Michael Rosen Helen Oxenbury



Dear Zoo



Rod Campbell



Sainsbury's

amazon



Try this

## In the garden





Try this

## Role-play



Kitchen, cooking, shopping, café or restaurants

Doctors, GP, nurse, hospital, opticians or dentist



Try this

## Telling stories through play

