

Our Learning Together Booklet



This half term our theme is: Wildlife Superheroes!

Our 'big question' is: Why does wildlife need a superhero?

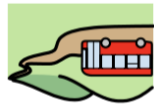
Inside this booklet you will find a snapshot of our learning to help you talk with your child at home and support their learning.

Your child will learn about:

- Science - To explore animals, plants and seasons.
- History - To learn about change over time and King Charles III.
- Geography - To explore the local area using maps and fieldwork.
- Art and Design - To explore the work of Louise Bourgeois and create simple sculptures.
- Design and Technology - To design and make a simple moving slider.



Your child will have the opportunity to participate in a visit from a local author, Katherine Wheatley.



We will be reading and enjoying these books:



You can support your child by borrowing these books from [Normanton Library](http://NormantonLibrary).



Science

Our key words are:



animal 	A living thing that can move and needs food and water
plant 	A living thing that grows in the ground and needs water and sun-light.
habitat 	The place where a plant or animal lives.
leaf 	The flat green part of a plant.
stem 	The part of a plant that holds it up and carries water.
season 	A time of year, like spring, summer, autumn or winter.
microhabitat* 	A very small place where animals live, like under a rock or log.

What We Are Learning?



There are different groups of animals: fish, amphibians, reptiles, birds and mammals.



Animals in each group have different features.



A habitat is a place where an animal or plant lives. Habitats include gardens, logs, soil and plants.



Animals live in habitats that provide food, water and shelter.



Minibeasts are small animals such as insects and spiders.




Minibeasts have different body parts.

The weather changes throughout the year.



We can observe and record the weather over time.

Weather includes sun, rain, wind, snow, hot and cold.










* 'stretch' word for extra challenge

History

Our key words are:



king		A man who rules a country.
nature		Everything outside, like plants, animals, trees and the sky.
environment		The world around us where people, plants and animals live.
wildlife		Animals and plants that live in nature.
home		A place where you live and feel safe.
community		A group of people who live or work together in the same place.
significant*		It means important.

* 'stretch' word for extra challenge

What We Are Learning?



The past is time that has already happened.



The present is now.



Some things are the same and some things are different between the past and today.

People change as they grow from babies to children to adults.



King Charles III is the King of the United Kingdom. He is an important person today.






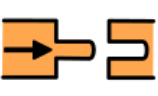



He has worked to care for nature and the environment. He has supported places like Poundbury, which are designed to be good places for people and wildlife to live.



Design & Technology

Our key words are:



plan		To think about what you will make and how.
tool		Something used to help make or change materials.
cut		To use tools like scissors to change a material.
join		To put materials together.
product		Something that is made.
evaluate		To say what is good and what could be better.
mechanism*		A part that makes something move.

* 'stretch' word for extra challenge

What We Are Learning?



Movement can be left, right, up or down.



Some products have moving parts.



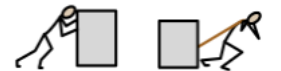
A mechanism is something that makes something move.



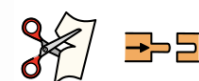
A slider is a mechanism that moves backwards and forwards.



Sliders move by pushing and pulling.



Materials can be cut and joined.



Tools such as scissors and glue are used to cut and join materials.



Products are made for a purpose.



Products can be evaluated by saying what is good and what could be better.



Art and Design

Our key words are:



line		A mark made using a drawing tool.
shape		A flat area with an outline, like a circle or square.
colour		Different colours we can see and use in art.
pattern		A design that repeats in a regular way.
texture		How something feels or looks like it feels.
sculpture		A 3D artwork made by shaping materials.
material*		What something is made from.


* 'stretch' word for extra challenge

What We Are Learning?



Louise Bourgeois was an artist who made drawings and sculptures.

- She made spider artwork.



Sculptures are 3D art.



- They can be made from different materials, such as clay or paper.



Artists use lines, shapes, colours and patterns.



Lines can be thick, thin, straight or curved.



Art can make people feel different things.



People can say what they think about art.



Geography

Our key words are:



map		A picture that shows places and where things are.
compass		A tool that shows directions like north, south, east and west.
direction		It tells us which way to go, like left, right, forwards or backwards.
landmark		Something easy to see that helps you know where you are, like a big building or statue.
feature		Something special on a map or in a place, like a river, road or hill.
location		Where something is.
environment*		The world around us where people, plants and animals live.

* 'stretch' word for extra challenge

What We Are Learning?

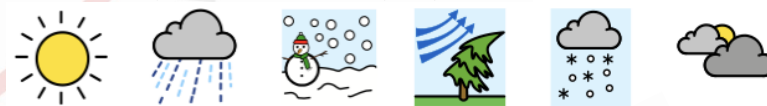


There are four seasons: spring, summer, autumn and winter.



The weather changes across the seasons.

The weather affects what people wear and what we see outside (e.g. leaves, flowers, daylight).



A map is a picture of a place from above.



Maps use symbols to represent real places and objects.

Maps can show routes and places.



Directions include left, right, forwards and backwards.



The four main compass directions are North, South, East and West.



A compass is used to find direction.

