

## Our Learning Together: How We Learn in Each Subject



*The skills and learning verbs we use in Year 1.*

This booklet is about what we do to be scientists, historians, geographers, artists and designers

Our *big question* is:

“What do we need to do to be scientists, historians, geographers, artists and designers?”

Inside this booklet you will find the key action words (verbs) children use in Year 1. These verbs show how children observe, explore, compare, design, explain and evaluate, helping them think and work like subject experts and supporting learning at home.





In Year 1, children learn by **doing and thinking**. They explore, observe, talk about their ideas and begin to explain what they have learned.

This booklet shows the **action words (verbs)** we use to help children learn in different subjects. These words explain what children do when they are being:

- scientists
- historians
- geographers
- artists
- designers


Using these words helps children to:

- understand their learning
- talk about what they are doing and why
- feel proud and confident in how they learn

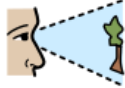





Families can support learning at home by:

- using the action words when talking together
- asking questions such as *"What did you notice?"*, *"Why do you think that?"* or *"How did you make that?"*


## Science



*A Year 1 Scientist looks closely at plants, animals, and materials and talks about what they see. They make simple observations, describe features, sort and compare objects or materials, ask questions, and make sensible guesses about what might happen.*

observe 	look carefully and notice details
describe 	say what you notice
sort 	put things into groups based on features
compare 	say how things are the same or different
question 	ask about something you notice or wonder about
predict 	make a sensible guess about what might happen

# History



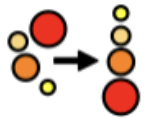
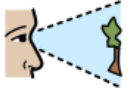







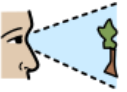


*A Year 1 Historian begins to identify, describe and order events and people from the past. They start to observe changes over time, sort artefacts or images and recall simple facts to show how life has changed.*

# Geography



*A Year 1 Geographer begins to identify, name and describe physical and human features in their local environment. They start to observe seasonal changes and sort geographical information using simple maps and photographs.*







identify 	to point out or name a person, event or object from the past
describe 	to use words to explain what something was like or what happened
order 	to arrange events or objects in the correct time sequence
observe 	to look closely at pictures and artefacts to notice details
sort 	to group things based on how they are similar or different in history
recall 	to remember facts, stories and events from the past

identify 	to point out or name something you recognise
name 	to say the correct word for a place or feature
describe 	to use words to talk about what something looks like or how it works
observe 	to look carefully at something to notice details or changes
sort 	to group things based on how they are similar or different in geography
locate 	to find where something is on a map or in the world

## Design & Technology









*A Year 1 Designer/Maker begins to design and make simple products for a purpose. They choose materials and tools, follow simple steps, and talk about whether their product works as intended.*

design		to think about what to make, what it will look like, and what it is for
select		to choose materials and tools that are suitable for the
make		to create a product by cutting, shaping, joining, or assembling materials
test		to try out a product to see if it works as intended
describe		to talk about what they made, how they made it, and what works well
improve		to suggest simple changes to make the product better

## Art



*A Year 1 Artist explores materials and makes marks to express ideas. They experiment with colour, shape and line- using simple tools and techniques to create imaginative artwork.*

explore		to look at- and, try new things in art to see what happens
makes marks		to use tools (pencil/ crayon/ paintbrush) to show ideas- and to start creating simple pictures
express		to show thoughts or feelings through artwork- draw something that makes you happy or use col-
experiment		to play with ideas- and try different ways of making art even if it doesn't go as planned
create		to make something new independently using imagination, such as a picture, model, or design
describe		to talk about their artwork-what they made, the colours used, or how it makes them feel