

Our Learning Together: How We Learn in Each Subject



The skills and learning verbs we use in Reception.

This booklet is about what we do to be scientists, historians, geographers, artists and designers

Our *big question* is:

“What do we need to do to be scientists, historians, geographers, artists and designers?”

Inside this booklet you will find the key action words (verbs) children use in Reception. These verbs show how children observe, explore, compare, design, explain and evaluate, helping them think and work like subject experts and supporting learning at home.





In Reception, children learn by **doing**. They explore, talk, try things out and ask questions.

This booklet shows the **action words** we use to help children learn in different subjects. These words explain what children **do** when they are being:

- scientists
- historians
- geographers
- artists
- designers


Using these words helps children:

- understand their learning
- talk about what they are doing
- feel proud of how they learn

Families can support learning at home by:

- using the action words when talking together
- asking simple questions like *"What did you notice?"* or *"How did you make that?"*


Science



A Reception Scientist explores and talks about the natural world. They notice and describe animals, plants, and materials, make simple observations, and begin to identify similarities, differences, and changes.

notice		to look closely at plants, animals, and materials and see what is there
talk		to share what they observe or know about the natural world
describe		to say what they notice about plants, animals, or changes in materials
compare		to say how things are the same or different, using their observations or experiences
observe		to watch carefully and notice details over time

Long Time Ago



A *Reception Historian* notices and talks about events in their own lives and those around them. They use simple language to describe what is old and new, explore familiar objects or pictures, and talk about how things have changed over time.

notice		to look at things carefully
talk		to share what they know or remember about an object, picture or event
describe		to say what they notice about an object, picture or event
sort		to put objects or pictures into groups based on what they notice or know

The World








A *Reception Geographer* explores and talks about the world around them, noticing and describing their environment. They use simple maps or pictures and begin to identify similarities, differences, and changes in places, people, and the natural world.

notice		to look closely at places, objects, plants or animals and see what is there
talk		to share what they know or have observed about their environment or experiences
describe		to say what they notice about a place, object, person, or natural feature
sort		to group objects, pictures, or places based on what they can see or what they know from experience
compare		to say how things are the same or different, using their experiences or observations

Design & Make







A Reception Designer/Maker begins to explore how things are made and how materials can be used and joined for a purpose. They play with construction materials and tools, create simple models, and talk about what they are making and why.

explore		to try out different materials, tools, and construction resources to see what they can do
make		to create simple models or products using materials, imagination, and play
join		to connect materials together using simple methods such as stacking, slotting, taping, or sticking
use		to handle tools and materials safely and appropriately for a purpose
talk		to say what they are making, what it is for, or how they made it

Art



A Reception Artist explores a range of materials, tools, and media. They experiment with colour, texture, and shape, use their imagination to create simple artworks or models, and talk about what they made and how they made it.

explore		to try out different materials, tools, colours, and textures
create		to make something using materials, tools, or their imagination
describe		to say what they have made or what they notice in their own or others' artwork
use		to handle and apply materials, tools, or props for a purpose, such as acting out a story