

# Our Learning Together Booklet



This half term our theme is Wildlife Superheroes! Our 'big question' is 'How can I be a wildlife superhero?' Inside this booklet you will find a snapshot of our learning to help you talk with your child at home and support their learning.

• **Science** - care and concern for living things

• **A long time ago** - past and present events in their own lives

• **The world** - changes in the natural world e.g. weather and seasons

• **Art** - how to use tools correctly and make changes to materials

• **Design and Make** - how to handle tools, objects, construction and malleable materials safely, with increasing control and intention in placement



Your child will learn about:

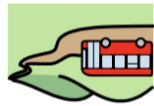
We will be reading and enjoying these books:



You can support your child by borrowing these books from [Normanton Library](#).









Your child will have the opportunity to take part in a local community project.



## Science

Our key words are:



plant		Living thing that grows in the ground.
minibeast		Tiny creature living in the garden, under leaves, or in the soil
grow		When something gets bigger or taller.
seed		A very small thing that can grow into a new plant.
care		To look after something or someone.
decay*		To rot or break down slowly.

\* 'stretch' word for extra challenge

## What We Are Learning?

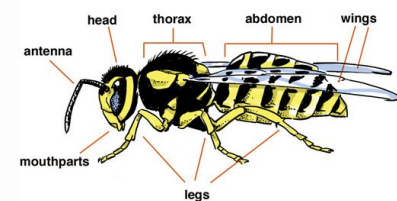


Plants:

- ♦ grow from seeds
- ♦ plants need water, sunlight and soil to grow
- ♦ parts of a plant include roots, stem, leaves and flowers


Things decay, meaning they rot or break down.

Minibeasts are small animals and have different features (legs, wings, body shape).



Common minibeasts







- ♦ snail
- ♦ worm
- ♦ spider
- ♦ butterfly
- ♦ bee



# A long time ago

Our key words are:



King Charles 	The King of the United Kingdom.
same 	When things are alike or exactly like each other.
different 	When things are not the same.
past 	Something that happened a long time ago.
present 	Something happening now.
family* 	A group of people who care for each other and often live and spend time together,

\* 'stretch' word for extra challenge

## What We Are Learning?




- Different families and communities may have different traditions, foods and ways of life

King Charles:

- is the King of the United Kingdom
- cares about nature and the environment









- People grow and change from a baby to a child, teenager, grown-up, and elderly person.



# Art

Our key words are:




artist 	Someone who makes pictures or art.
draw 	Make a picture using pencils, pens or crayons.
sculpture 	A piece of art you can touch that is made into a shape, like from clay or stone.
shape 	Make or change something into a form.
line 	A mark that can be straight, curved, long or short.
texture* 	How something feels or looks like, for example smooth, rough or bumpy

\* 'stretch' word for extra challenge

## What We Are Learning?



- Sculpture can have different shape, size and texture




Louise Bourgeois

- She was an artist.
- She made sculptures, which are 3D art you can walk around and touch with your eyes.
- She is famous for making a big spider sculpture called Maman



Tools used to shape sculpture material are:

- rolling pin
- plastic knife
- stick
- pipe cleaner
- fingers



# Design & Make

Our key words are:




build	To make something by putting pieces together.
join	To connect two or more pieces of material together.
stack	To put things on top of each other carefully.
shape	Make or change something into a form.
tool	Something you use to help you do a job, like making or fixing things.
materials*	An item used to create art or models.

\* 'stretch' word for extra challenge

## What We Are Learning?



- Materials can be rolled, folded, torn or cut



- Tools used for joining materials

- split pin
- glue
- tape
- treasury tag



Main tools:

- scissors
- glue
- tape
- hole punch



# The world

Our key words are:



weather	What the sky and outside is like, for example sunny, rainy, windy or snowy.
season	A time in the year, like spring, summer, autumn and winter.
map	A picture that shows us places and where things are.
field	A big open grassy space outside where plants or animals can live.
direction	It tells us which way to go, like left, right, forwards or backwards.
observe*	Look very carefully at something and notice details.

\* 'stretch' word for extra challenge

## What We Are Learning?



- Key features on the map are: grass, trees, path, gate



- There are four main simple directions: forwards, backwards, left, and right.



Seasons of the year:

- spring
- summer
- autumn
- winter



Different types of weather:

- sun
- wind
- rain
- cold
- snow
- fog

